



higher education
& training

Department:
Higher Education and Training
REPUBLIC OF SOUTH AFRICA



SUBJECT: FOUNDATIONAL MATHS

LEVEL: PLP

MODULE/CHAPTER NO: MODULE 3

**UNIT 2: THE PERIMETERS AND AREAS
OF TWO-DIMENSIONAL FIGURES**


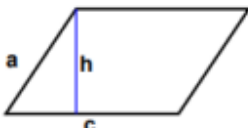
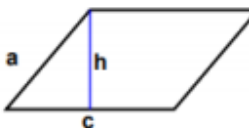
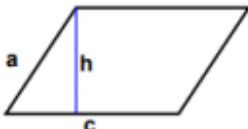
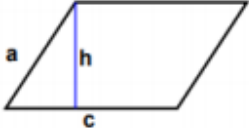
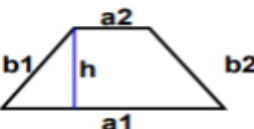
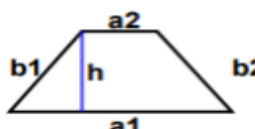
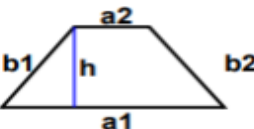
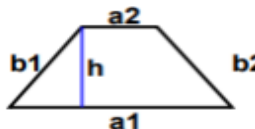
UNIT 2: THE PERIMETERS AND AREAS OF TWO-DIMENSIONAL FIGURES

After completing this topic, you will be able to:

1. Know what a perimeter is
2. Calculate the perimeter of a
 - a. Rectangle
 - b. Square
 - c. Triangle
 - d. Circle (circumference)
 - e. Trapezium
 - f. Parallelogram

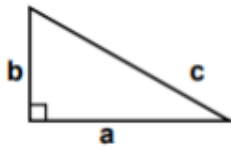
UNIT 2: THE PERIMETERS AND AREAS OF TWO-DIMENSIONAL FIGURES

EXERCISE 2.3

	<p>Use the π – key on your calculator File all your work behind this page.</p>
<p>1. $a = 65,18 \text{ cm}; c = 91 \text{ cm}$</p>  <p>Calculate the perimeter.</p>	<p>2. $a = 54,46 \text{ mm}; c = 95 \text{ mm}$</p>  <p>Calculate the perimeter.</p>
<p>3. $a = 46,74 \text{ mm}; c = 80 \text{ mm}$</p>  <p>Calculate the perimeter.</p>	<p>4. $a = 51,53 \text{ mm}; c = 83 \text{ mm}$</p>  <p>Calculate the perimeter.</p>
<p>5. $a1 = 89 \text{ cm}; a2 = 47 \text{ cm};$ $b1 = 66,04 \text{ cm}; b2 = 50,01 \text{ cm}$</p>  <p>Calculate the perimeter.</p>	<p>6. $a1 = 80 \text{ cm}; a2 = 43 \text{ cm};$ $b1 = 65,6 \text{ cm}; b2 = 52,09 \text{ cm}$</p>  <p>Calculate the perimeter.</p>
<p>7. $a1 = 87 \text{ cm}; a2 = 30 \text{ cm};$ $b1 = 60,32 \text{ cm}; b2 = 61,83 \text{ cm}$</p>  <p>Calculate the perimeter.</p>	<p>8. $a1 = 94 \text{ mm}; a2 = 42 \text{ mm}$ $b1 = 71,3 \text{ mm}; b2 = 56,55 \text{ mm}$</p>  <p>Calculate the perimeter.</p>

9.

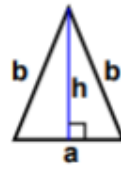
$$a = 87 \text{ cm}; b = 49 \text{ cm}; c = 99,85 \text{ cm}$$



Calculate the perimeter.

10.

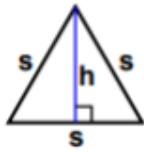
$$a = 47 \text{ mm}; b = 66 \text{ mm}$$



Calculate the perimeter.

11.

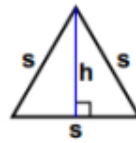
$$s = 58 \text{ mm}$$



Calculate the perimeter.


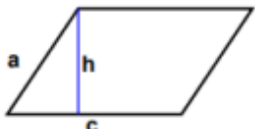
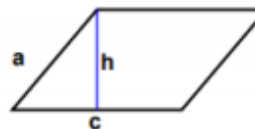
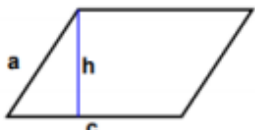
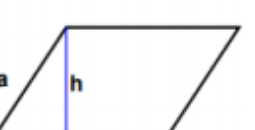
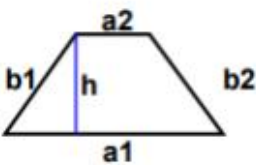
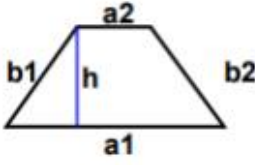
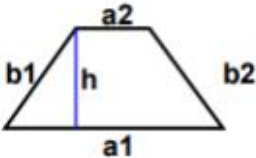
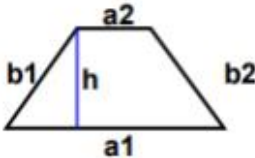
12.

$$s = 62 \text{ mm}$$



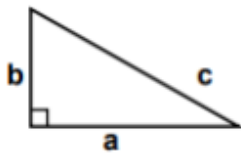
Calculate the perimeter.

SOLUTION

	<p>Use the π – key on your calculator File all your work behind this page.</p>
<p>1. $a = 65,18 \text{ cm}; c = 91 \text{ cm}$</p>  <p>Calculate the perimeter.</p>	<p>2. $a = 54,46 \text{ mm}; c = 95 \text{ mm}$</p>  <p>Calculate the perimeter.</p>
<p>3. $a = 46,74 \text{ mm}; c = 80 \text{ mm}$</p>  <p>Calculate the perimeter.</p>	<p>4. $a = 51,53 \text{ mm}; c = 83 \text{ mm}$</p>  <p>Calculate the perimeter.</p>
<p>5. $a_1 = 89 \text{ cm}; a_2 = 47 \text{ cm};$ $b_1 = 66,04 \text{ cm}; b_2 = 50,01 \text{ cm}$</p>  <p>Calculate the perimeter.</p>	<p>6. $a_1 = 80 \text{ cm}; a_2 = 43 \text{ cm};$ $b_1 = 65,6 \text{ cm}; b_2 = 52,09 \text{ cm}$</p>  <p>Calculate the perimeter.</p>
<p>7. $a_1 = 87 \text{ cm}; a_2 = 30 \text{ cm};$ $b_1 = 60,32 \text{ cm}; b_2 = 61,83 \text{ cm}$</p>  <p>Calculate the perimeter.</p>	<p>8. $a_1 = 94 \text{ mm}; a_2 = 42 \text{ mm}$ $b_1 = 71,3 \text{ mm}; b_2 = 56,55 \text{ mm}$</p>  <p>Calculate the perimeter.</p>

9.

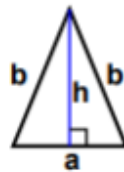
$a = 87 \text{ cm}; b = 49 \text{ cm}; c = 99,85 \text{ cm}$



Calculate the perimeter.

10.

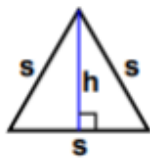
$a = 47 \text{ mm}; b = 66 \text{ mm}$



Calculate the perimeter.

11.

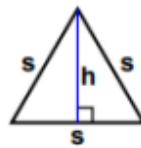
$s = 58 \text{ mm}$



Calculate the perimeter.

12.

$s = 62 \text{ mm}$



Calculate the perimeter.
